

VILLAGE OF SPRING LAKE CITY OF FERRYSBURG POLICE DEPARTMENT



2010 ANNUAL REPORT

ROGER DEYOUNG
POLICE CHIEF


TABLE OF CONTENTS

PERSONNEL	3-5
POLICE	6
VEHICLES	
CRIMINAL ACTIVITY	7-11
TRAFFIC ACTIVITY	12-14
MISCELLANEOUS ACTIVITY	15-16
TRAINING	17-20
POLICE SERVICE	21
INDICATORS	
CONCLUSION	22
DEFINITIONS OF PART I AND PART II CRIMES	23-24

SPRING LAKE / FERRYSBURG POLICE DEPARTMENT
2008



Officer
Curt Theune



Sergeant
Jeff Vukits



Chief of Police
Roger DeYoung



Sergeant
Joe Steinhauer



Officer
Corey Allard



Officer
Mike Williams



Officer
Sean Turbett



Administrative Assistant
Lori Spelde



Officer
Adam VanDis



Officer
Adam Hill



Officer
Jeff Berry



Officer
Ryan Furman



Officer
Brian Madalinski



Officer
Greg Walski



Officer
Chris Reiss

PERSONNEL

<u>NAME</u>	<u>RANK</u>	<u>DATE OF HIRE</u>
Roger DeYoung	Police Chief	06-01-88
Joseph Steinhauer	Sergeant	11-13-95
Curt Theune	Sergeant	11-03-94
Corey Allard	Officer	06-07-99
Mike Williams	Officer	12/02/02
Sean Turbett	Officer	11-18-03
Adam VanDis	Officer	05-02-05
Adam Hill	Officer	02-21-07
Greg Walski	Officer	12-24-08
Lori Spelde	Administrative Assistant	07-21-98
<hr/>		
Jeff Berry	Officer (Part-time)	07-23-03
Chris Reiss	Officer (Part-time)	06-11-07
Chris Stoddard	Officer (Part-time)	02-03-10
Jordan Cadahia	Officer (Part-time)	02-09-10
Steve Thayer	Officer (Part-time)	10-05-10

Personnel Summary

We currently have nine full-time officers, five part-time officers, and one full-time administrative assistant on the department. Nine full-time officers continue to be our authorized strength, which is outlined in our current Strategic Plan.

Officer Furman and Officer Westrate left the Spring Lake/Ferrysburg Police Department to gain full-time employment. Officer Furman took a full-time position with the Tribal Police and Officer Westrate took a full-time position with Grand Valley State Police Department. Officer Furman worked part-time with our department for over 5 years and Officer Westrate worked just over 1 year.

We also hired three new part-time officers, Officer Chris Stoddard, Officer Jordan Cadahia, and Officer Steve Thayer.

POLICE VEHICLES

<u>CAR#</u>	<u>ASSIGNED</u>	<u>MAKE/MODEL</u>	<u>DATE PURCHASED</u>	<u>MILEAGE</u>
4701	CHIEF	2009 FORD ESCAPE	7/01/2009	19,500
4720	DETECTIVE	2004 FORD TAURUS	10/6/2003	77,530
4721	S.L. PATROL	2009 FORD CROWN VICTORIA	7/01/09	59,007
4722	F.B. PATROL	2008 FORD CROWN VICTORIA	7/01/08	113,007
4723	SPARE PATROL	2007 FORD CROWN VICTORIA	1/7/07	92,045

In 2010, the department did not purchase any new vehicles due to budget cuts.

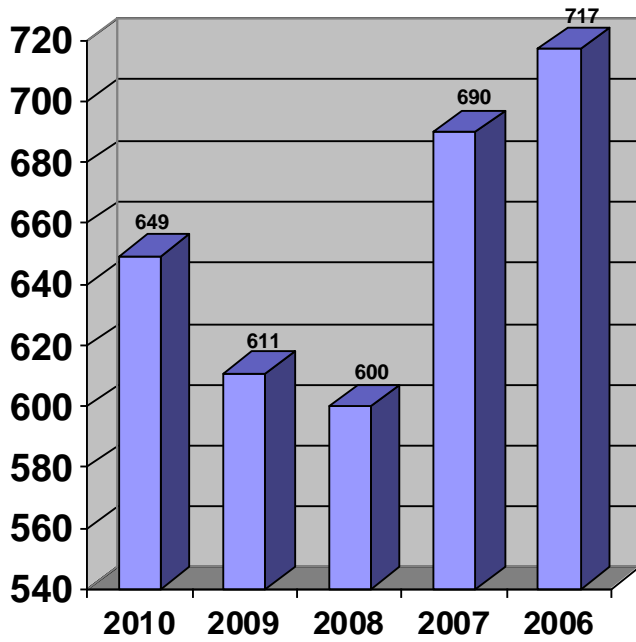


CRIMINAL ACTIVITY

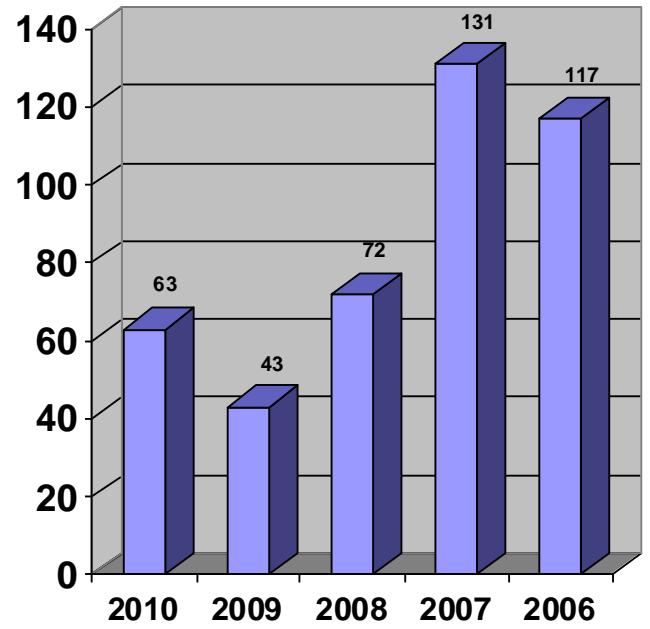
<u>PART I CRIME</u>	<u>2010</u>			<u>2009</u>		
	<u>S.L.</u>	<u>F.B.</u>	<u>TOTAL</u>	<u>S.L.</u>	<u>F.B.</u>	<u>TOTAL</u>
Murder	0	0	0	0	0	0
Rape	1	2	3	0	0	0
Robbery	0	1	1	0	0	0
Assault (Aggravated)	1	1	2	0	0	0
Burglary	12	11	23	3	8	11
Larceny	29	34	63	28	15	43
Motor Vehicle Theft	0	0	0	0	2	2
Arson	0	0	0	0	0	0
TOTAL	43	49	92	31	25	56

<u>PART II CRIME</u>	<u>2010</u>			<u>2009</u>		
	<u>S.L.</u>	<u>F.B.</u>	<u>TOTAL</u>	<u>S.L.</u>	<u>F.B.</u>	<u>TOTAL</u>
Negligent Manslaughter	0	0	0	0	0	0
Assault (nonaggravated)	15	25	40	14	25	39
Forgery & Counterfeiting	1	2	3	4	1	5
Fraud	5	8	13	13	6	19
Embezzlement	2	1	3	2	1	3
Stolen Property	3	1	4	0	3	3
Vandalism	12	10	22	7	13	20
Weapons Offenses	6	3	9	0	0	0
Prostitution & Vice	0	0	0	0	0	0
Sex Offenses (except rape)	2	2	4	6	2	8
Narcotic Laws	28	65	93	45	57	102
Gambling	0	0	0	0	0	0
Family & Children	8	7	15	10	11	21
Liquor Laws	33	57	90	46	34	80
Disorderly Conduct	24	30	54	19	28	47
All Other	94	113	207	84	124	208
TOTAL	233	324	557	250	305	555
TOTAL CRIME	276	373	649	281	330	611

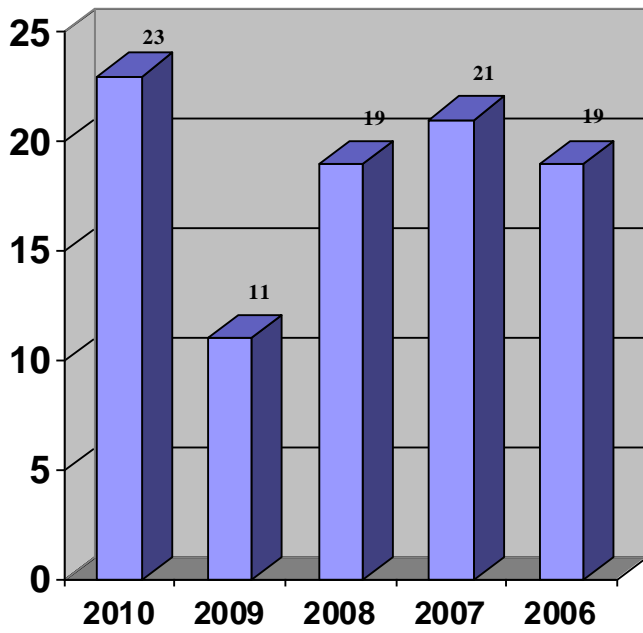
TOTAL CRIME



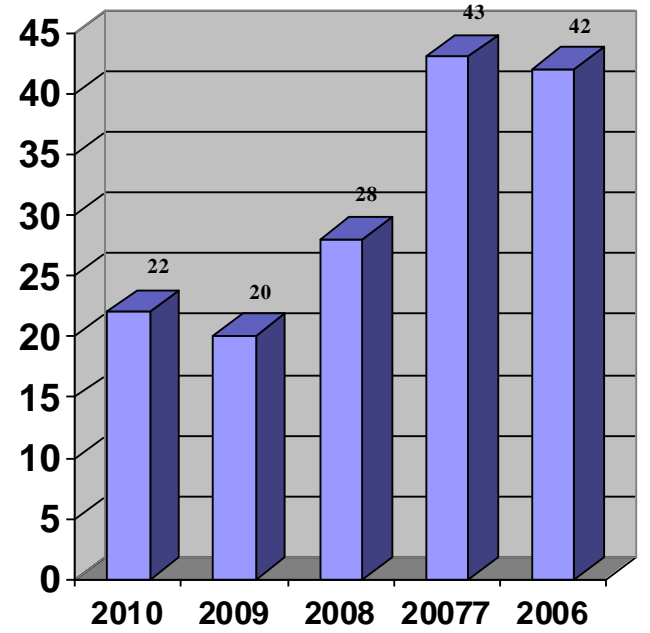
LARCENY



BURGLARY



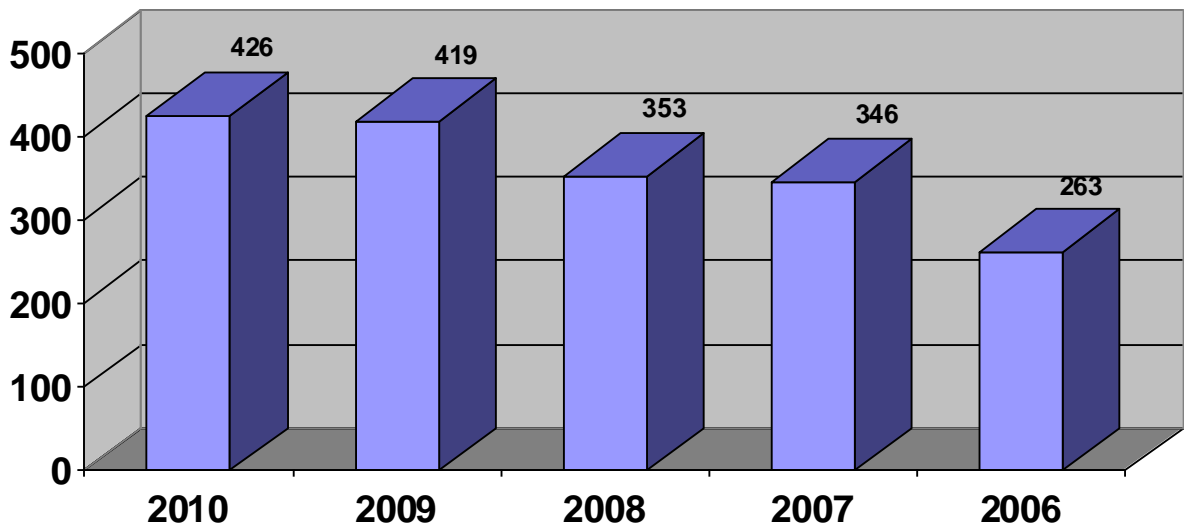
VANDALISM



<u>CRIMINAL ARRESTS</u>	<u>2010</u>			<u>2009</u>		
	<u>ADULT</u>	<u>JUVENILE</u>	<u>TOTAL</u>	<u>ADULT</u>	<u>JUVENILE</u>	<u>TOTAL</u>
	382	44	426	391	28	419

<u>SOLUTION RATE</u>	<u>2010</u>	<u>2009</u>
<u>PART I CRIME</u>	46%	44%
<u>TOTAL CRIME</u>	87%	89%

CRIMINAL ARRESTS



Criminal Summary

Part I Crime is up (43) in Spring Lake compared to (31) last year and Ferrysburg (49) compared to (25) last year. Part II Crime was down in Spring Lake (233) compared to (250) last year but up in Ferrysburg, (324) compared to (305) in 2009. Total Crime in 2010 increased by 6% compared to crime in 2009.

Part I Crime increased in Spring Lake and Ferrysburg. The biggest increases were due mostly to the property crimes of larceny and burglary.

Part II Crime increased in Ferrysburg but decreased in Spring Lake. The biggest increases in Ferrysburg were in narcotic law and liquor law violations. The increases are mainly due to narcotic and liquor arrests from traffic stops.

We had another fortunate year with no murders, only three rapes and one armed robbery in both communities. We had an increase in criminal arrests which is a five year high.

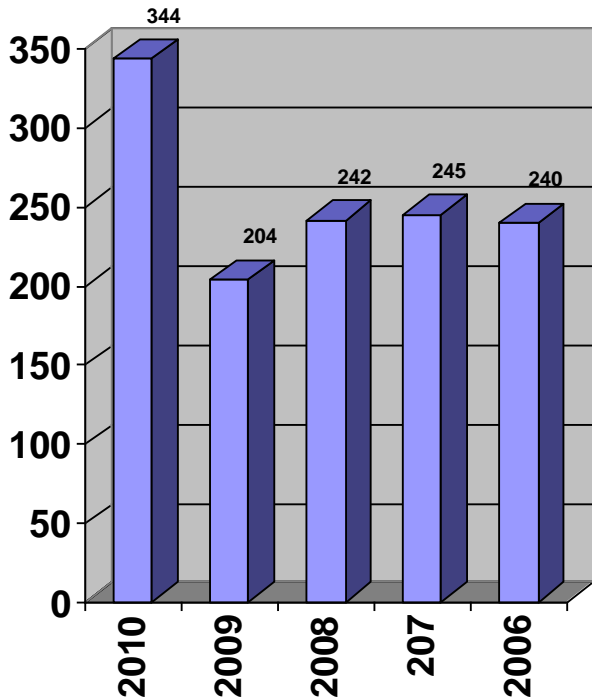
The solution rate for Part I Crime increased from 46% in 2010 from 44% in 2009. The National average in 2009 for Part I Crime was 38%. The total crime cleared was 87% in 2010.



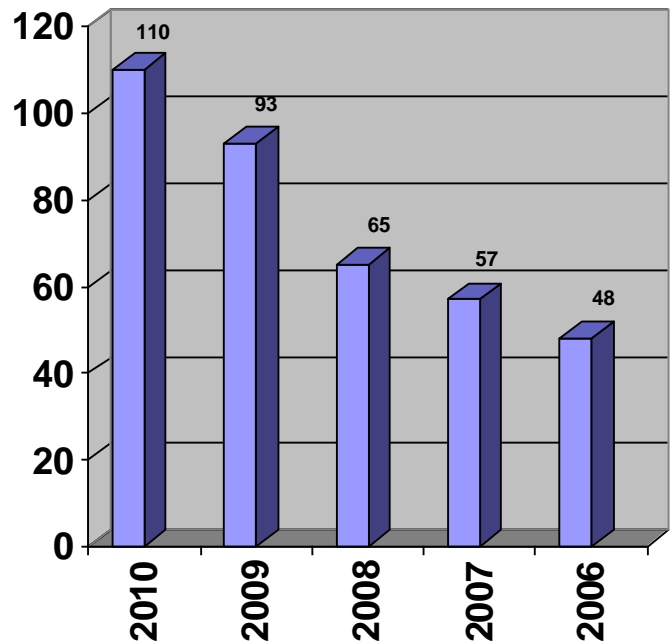
TRAFFIC ACTIVITY

	<u>2010</u>			<u>2009</u>		
	<u>S.L.</u>	<u>F.B.</u>	<u>TOTAL</u>	<u>S.L.</u>	<u>F.B.</u>	<u>TOTAL</u>
<u>AUTO ACCIDENTS</u>	201	143	344	86	118	204
FATAL	0	0	0	0	0	0
INJURY	28	14	42	20	17	37
ALCOHOL RELATED	3	2	5	0	6	6
<u>TRAFFIC VIOLATIONS</u>	750	826	1576	771	904	1675
O.W.I. (Operating While Intoxicated)	57	53	110	46	47	93
SPEEDING	228	322	550	266	383	649
<u>TRAFFIC ARRESTS</u>	136	157	293	136	135	271
<u>PARKING VIOLATIONS</u>	41	15	56	80	16	96

AUTO ACCIDENTS



O.W.I. ARRESTS



TRAFFIC SUMMARY

The number of accidents in Spring Lake was up (201) in 2010 compared to (86) in 2009. Ferrysburg's accidents were up (143) in 2010 from (118) in 2009.

The department made 293 traffic arrests, which includes driving on suspended or revoked licenses, no insurance and no operator's license ever applied. Traffic arrests increased by 8% from 2009.

Traffic citations went down by 6% from last year, (1576) in 2010 compared to (1,675) in 2009. Speeding citations were also down by 15% in both communities, (550) in 2010 compared to (649) in 2009. The police department plans on utilizing the new traffic officer position in 2011 in order to slow vehicles down and promote more of a pedestrian friendly community. Operating while intoxicated (O.W.I.) arrests were up in both communities but parking citations were down in both communities.

Highest Accident Locations

2010

Ferrysburg: US31 and Ridge (12)

Spring Lake: Savidge and Cutler (16)

2009

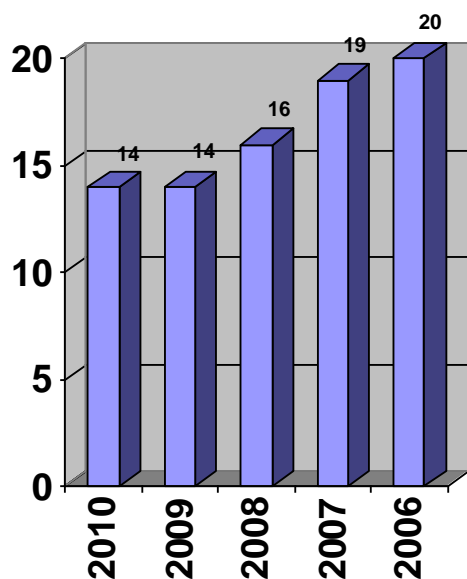
Ferrysburg: NB US 31 and 011A(M104) (12)

Spring Lake: Savidge and Cutler (11)

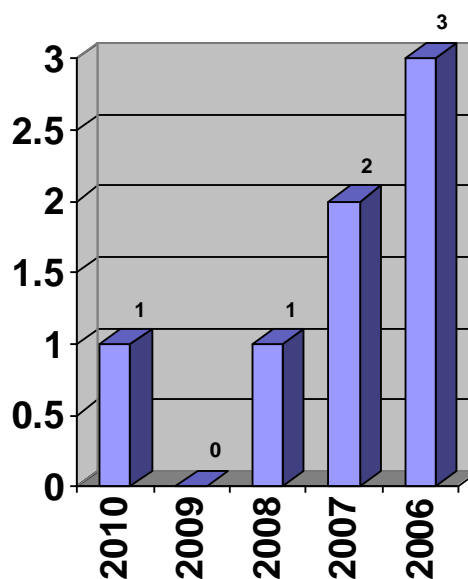
MISCELLANEOUS ACTIVITY

	<u>2010</u>			<u>2009</u>		
	<u>S.L.</u>	<u>F.B.</u>	<u>TOTAL</u>	<u>S.L.</u>	<u>F.B.</u>	<u>TOTAL</u>
ANIMAL COMPLAINTS	36	34	70	23	30	53
BUSINESSES FOUND OPEN	20	4	24	13	16	29
GUN REGISTRATIONS	29	21	50	43	25	68
INTRUSION ALARMS	43	32	75	23	30	53
LIQUOR INSPECTIONS	114	0	114	62	20	82
LOST/FOUND PROPERTY	28	20	48	22	14	36
MEDICAL EMERGENCIES	138	106	244	132	85	217
MISSING PERSONS/RUNAWAYS	2	7	9	4	7	11
MOTORISTS/PERSONS ASSISTS	53	119	172	44	148	192
RESIDENTIAL PROPERTY CHECKS	135	209	344	330	342	672
SUBPOENAS SERVED	57	101	158	64	67	131
SUICIDES (INCLUDES ATTEMPT)	4	10	14	8	6	14

SUICIDE ATTEMPTS



SUICIDES



CALLS FOR SERVICE

	<u>2010</u>	<u>2009</u>
SPRING LAKE	2781	2622
FERRYSBURG	2640	2319
TOTAL	5421	4941

DISPATCHED ASSISTS TO OTHER DEPARTMENTS

	<u>2010</u>	<u>2009</u>
OTTAWA COUNTY SHERIFF'S DEPT	14*	7*
MICHIGAN STATE POLICE	0	0
GRAND HAVEN D.P.S.	2	4
TOTAL	16	11

* Assists in Spring Lake Township

INTRUSION ALARMS

Business & Residence

<u>AREA</u>	<u>2010</u>	<u>2009</u>
SPRING LAKE	43	23
FERRYSBURG	32	30
TOTAL	75	53



**SPRING LAKE/FERRYSBURG POLICE DEPARTMENT
TRAINING 2010**

OFFICER

COURSE

DEYOUNG

The Traumas Of Law Enforcement
Stop Stick Training
Firearms/Taser Re-Cert/AR-15 Training
Back-Up Weapon Training

THEUNE

The Traumas Of Law Enforcement
Stop Stick Training
Firearms/Taser Re-Cert/AR-15 Training
Back-Up Weapon Training
UD-10 Supervisor Training

STEINHAUER

Stop Stick Training
Firearms/Taser Re-Cert/AR-15 Training
Back-Up Weapon

ALLARD

Stop Stick Training

WILLIAMS

Stop Stick Training
Law Enforcement Officers Killed or Assaulted Program
Firearms/Taser Re-Cert/AR-15 Training
Back-Up Weapon Training
Police Precision Driving

TURBETT

Firearms/Taser Re-Cert/AR-15 Training

VANDIS

Stop Stick Training
Firearms/Taser Re-Cert/AR-15 Training
Back-Up Weapon Training
Police Precision Driving

HILL

Stop Stick Training
Law Enforcement Officers Killed Or Assaulted Program
Firearms/Taser Re-Cert/AR-15 Training
Back-Up Weapon Training
Police Precision Driving

OFFICER

COURSE

WALSKI

Stop Stick Training
Law Enforcement Officers Killed or Assaulted Program
Firearms/Taser Re-Cert/AR-15 Training
Back-Up Weapon Training

BERRY

Firearms/Taser Re-Cert/AR-15 Training
Back-Up Weapon Training

REISS

Firearms/Taser Re-Cert/AR-15 Training
Back-Up Weapon Training

TRAINING SUMMARY

Officer safety and training are integral components of the police department, since an ill-trained department may reduce the competency level of the department and thereby threatens public safety, training is essential. The department's training program comprises of core, update, and specialized training.

Sergeant Steinhauer who is the department's training coordinating reduced the amount of training this past year due to budget constraints. The Police Department has been utilizing the West Michigan Training Consortium for most of our training courses. This concept proves to be a big savings for the department because the training is held locally and departments do not have added lodging and food cost.

The department's goal is to have officers trained within this department as instructors in order to provide in service trainings which are proven to be most cost effective way to train.

The training budget was cut again this past year so only the required training was conducted.

POLICE SERVICE INDICATORS

CALLS FOR SERVICE (Less Crimes) - (50) PERCENT

		<u>PERCENT</u>	<u>(50) PERCENT</u>
Spring Lake	2505	(.520)	(.260)
Ferrysburg	<u>2267</u>	(.480)	(.240)
Total	4772		

CRIMES - (25) PERCENT

		<u>PERCENT</u>	<u>(25) PERCENT</u>
Spring Lake	275	(.430)	(.107)
Ferrysburg	<u>373</u>	(.570)	(.143)
Total	649		

TRAFFIC TICKETS - (25) PERCENT

		<u>PERCENT</u>	<u>(25) PERCENT</u>
Spring Lake	750	(.480)	(.120)
Ferrysburg	<u>826</u>	(.520)	(.130)
Total	1576		

TOTAL 100%

Spring Lake 49%
Ferrysburg 51%

CONCLUSION

In conclusion, this past year has been another exceptional year in regards to cases cleared.

Although our calls for service actually increased by 480 from the previous year. The overall solvability rate was maintained at 87% for Part I and Part II crimes. Criminal arrests were also at a five year high with 426 arrests which is a 62% increase from 2006.

The police department staff continues to provide the highest quality of service to our community in terms of traffic enforcement, investigations, and criminal arrests. The department is dedicated to keeping our community safe.

In conclusion, I would like to thank the following for their continued support, dedication and assistance; The Police Commission, both Managers, both Councils, and especially all the employees of the Village of Spring Lake/ City of Ferrysburg Police Department who continue to do their very best in serving the residents and visitors of the Village of Spring Lake and the City of Ferrysburg.

Respectfully,

Roger B. DeYoung
Chief of Police

PART I AND PART II DEFINITIONS

Part I

Murder: To Kill another human being unlawfully

Rape: Forcing another person to submit to sexual acts against that person's will.

Robbery: Unlawfully taking the property of another by the use of force or intimidation.

Aggravated Assault: A violent physical attack that causes injury requiring medical attention.

Burglary: Entering a building or other premise with the intent to commit a theft.

Larceny: Unlawful taking of another's personal property with the intent to permanently deprive them of that property.

Motor Vehicle Theft: Unlawfully taking a motorized vehicle away from another with the intent to permanently deprive them of that property.

Arson: Maliciously, voluntarily, and willfully setting fire to a building or other property of another.

Part II

Negligent Manslaughter: The unlawful killing of one human being by another without express or implied intent to do injury.

Assault: A violent physical or verbal attack.

Forgery/Counterfeiting: A criminal falsification by making or altering an instrument with the intent to defraud.

Fraud: A deception deliberately practiced in order to secure an unfair or unlawful gain.

Embezzlement: The illegal taking by an offender of money or other valuable thing entrusted in their care.

Stolen Property: Buying, receiving, selling, concealing, or possessing any property of another with knowledge of it having been criminally taken.

Vandalism: Willful or malicious destruction of public or private property.

Weapons Offense: The violation of laws prohibiting the use of firearms, knives, explosives, or other deadly weapons.

Prostitution & Vice: To unlawfully engage in sexual relations for profit.

Sex Offenses: Unlawful, non-forcible sexual penetration, illegal acts done for sexual stimulation or gratification or involving display or exposure of sexual organs.

Narcotics: Violation of laws prohibiting the production, distribution, possession, or use of certain controlled substances.

Gambling: To unlawfully stake money or other valuables on the happening of an uncertain event.

Family and Children: Unlawful and non-violent acts by a family member, which threatens the unity of the family.

Liquor Laws: Violations of liquor laws or ordinances.

Disorderly Conduct: Offenses which agitate against or disturbs the peace or tranquility of the community in general.

All Other: Criminal offenses, which do not qualify for any of the proceeding file class codes. Examples: Dog law violations, trespassing, littering, and all other ordinances.